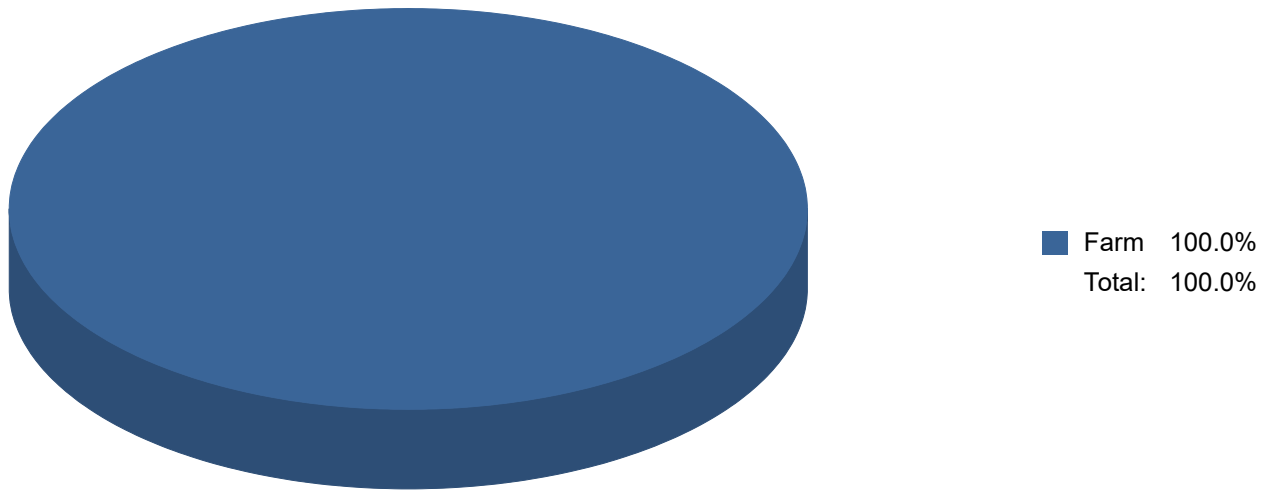


Carbon Calculator Results

Business Name: Namoneng Citrus (Pty) Ltd
Creation Date: 2021/03/24 08:37:18
Data Collection Period: Jan 2021 to Dec 2021
Report Grade: B1 - This dataset has been checked by CCC and is part of the benchmark.

Business Unit - Boundary View

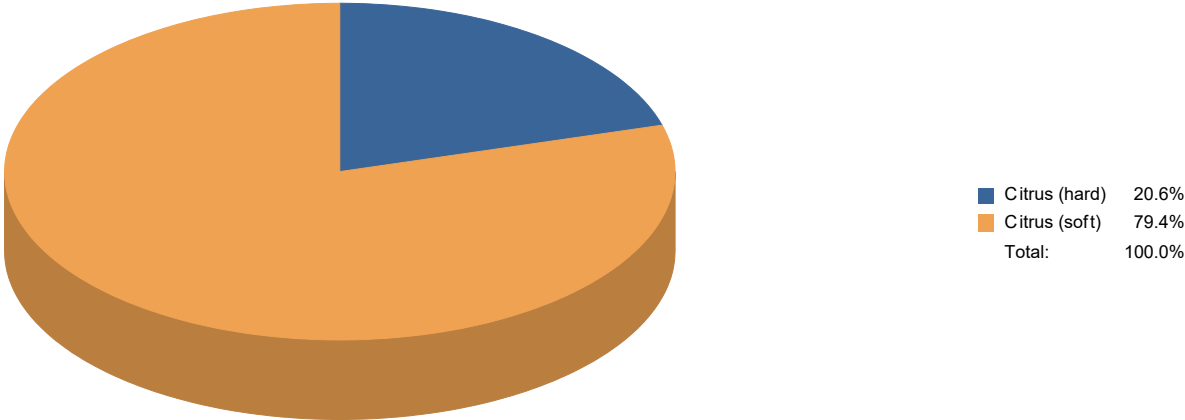


Boundary	Ton CO2e	%
Farm	1,240.08	100.00
Total	1,240.08	100.00

The Carbon Calculator must be completed on an annual basis. This allows users to monitor their carbon footprint trend and analyse improvements.

Business Name: Namoneng Citrus (Pty) Ltd
Dataset: 2021/03/24 08:37:18
Data Collection Period: Jan 2021 to Dec 2021

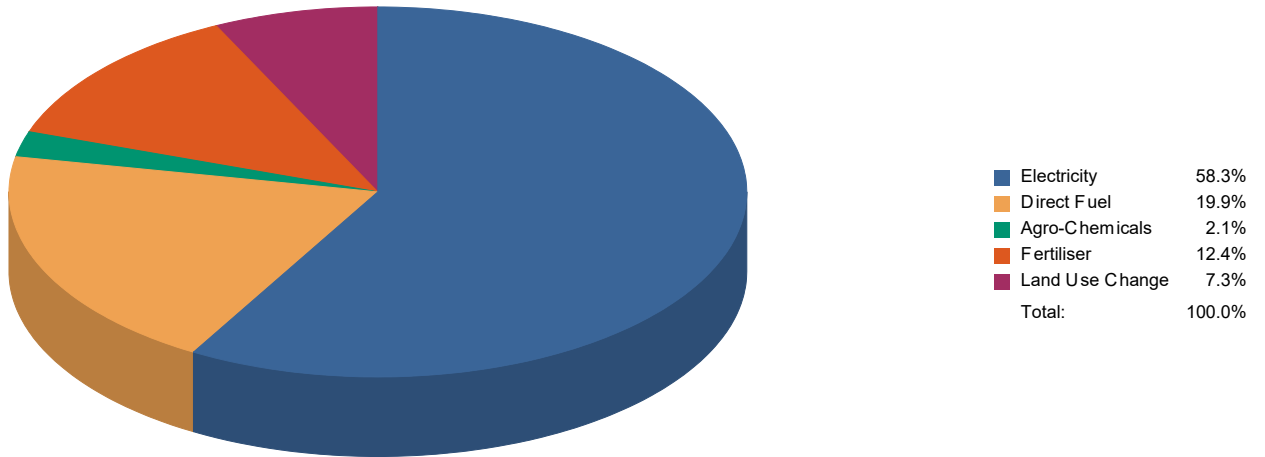
Business Unit - Commodity View



Commodity	Ton CO2e	%
Citrus (hard)	254.90	20.55
Citrus (soft)	985.18	79.45
Total	1,240.08	100.00

Business Name: Namoneng Citrus (Pty) Ltd
Dataset: 2021/03/24 08:37:18
Data Collection Period: Jan 2021 to Dec 2021

Farm - Emission Source View



Emission Source	Ton CO2e	%
Electricity	723.19	58.32
Direct Fuel	246.41	19.87
Agro-Chemicals	25.93	2.09
Fertiliser	154.30	12.44
Land Use Change	90.25	7.28
Total	1,240.08	100.00

Business Name: Namoneng Citrus (Pty) Ltd

Dataset: 2021/03/24 08:37:18

Data Collection Period: Jan 2021 to Dec 2021

Farm Commodity Benchmark

Commodity	Kg CO2e per Kg Fruit	Benchmark
Citrus (hard)	0.09	There are no approved CCC data points for this Commodity / region combination
Citrus (soft)	0.22	There are no approved CCC data points for this Commodity / region combination

Farm Hectare Breakdown

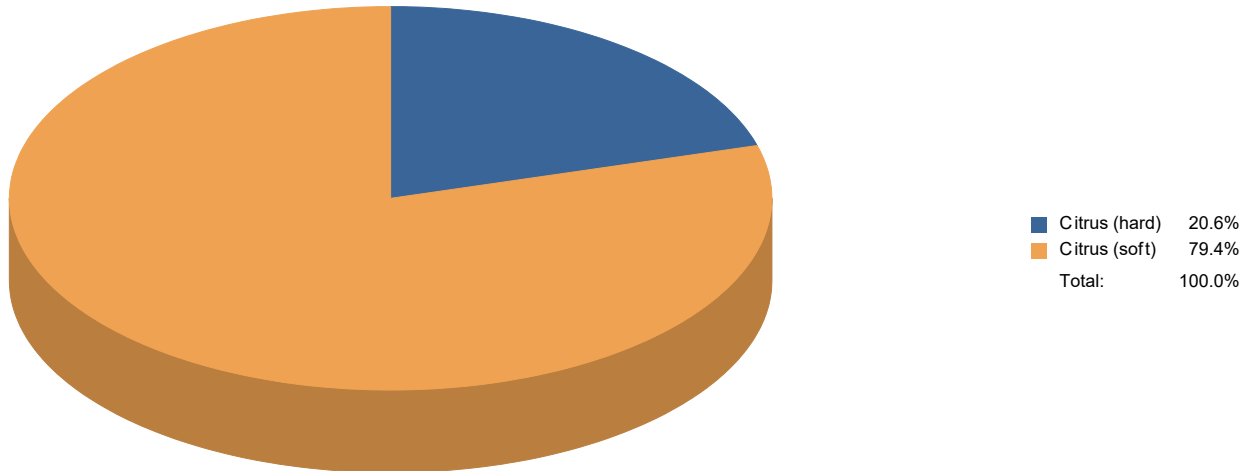
Commodity	Ton CO2e per Bearing Ha
Citrus (hard)	4.12
Citrus (soft)	4.39

Farm Scope Breakdown

	Ton CO2e	%
Scope 1	336.66	27.15
Scope 2	723.19	58.32
Scope 3	180.23	14.53
Total	1,240.08	100.00

Business Name: Namoneng Citrus (Pty) Ltd
Dataset: 2021/03/24 08:37:18
Data Collection Period: Jan 2021 to Dec 2021

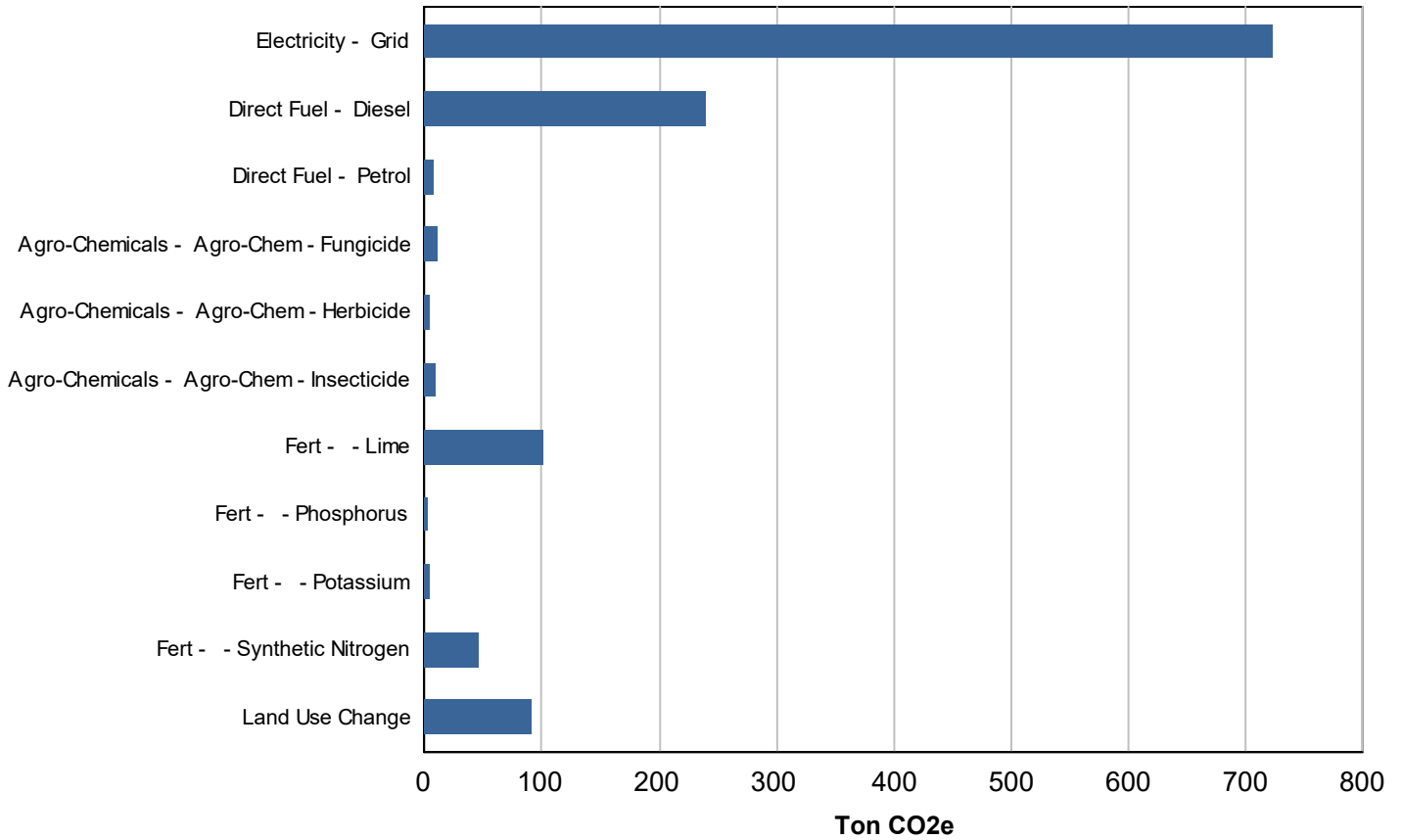
Farm - Commodity View



Commodity	Ton CO2e	%
Citrus (hard)	254.90	20.55
Citrus (soft)	985.18	79.45
Total	1,240.08	100.00

Business Name: Namoneng Citrus (Pty) Ltd
Dataset: 2021/03/24 08:37:18
Data Collection Period: Jan 2021 to Dec 2021

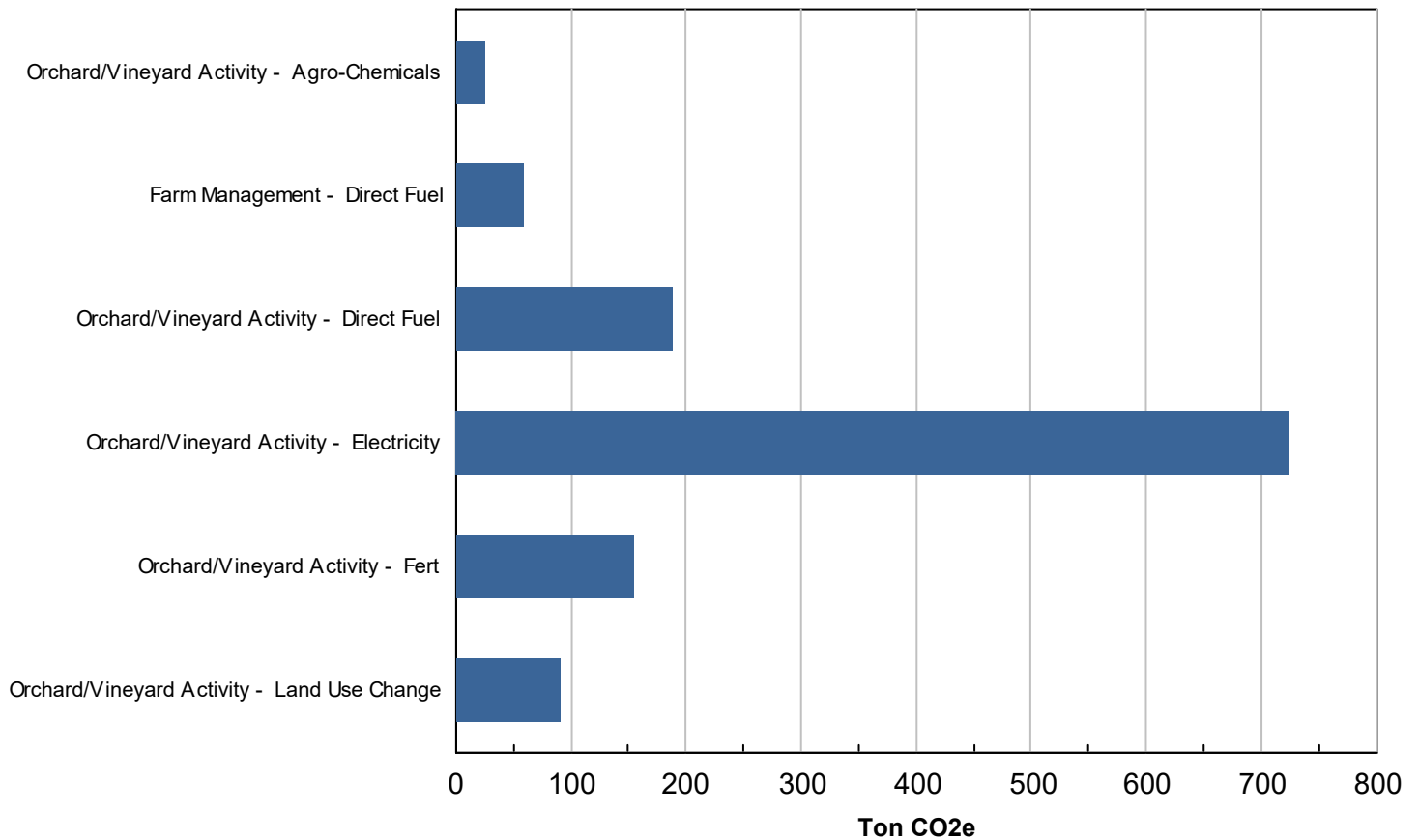
Farm - Emission Source Breakdown



Emission Source	Ton CO2e	%
Electricity - Grid	723.19	58.32
Direct Fuel - Diesel	238.17	19.21
Direct Fuel - Petrol	8.24	0.66
Agro-Chemicals - Agro-Chem - Fungicide	11.98	0.97
Agro-Chemicals - Agro-Chem - Herbicide	4.90	0.39
Agro-Chemicals - Agro-Chem - Insecticide	9.06	0.73
Fert - - Lime	100.43	8.10
Fert - - Phosphorus	2.72	0.22
Fert - - Potassium	5.14	0.41
Fert - - Synthetic Nitrogen	46.00	3.71
Land Use Change	90.25	7.28
Total	1,240.08	100.00

Business Name: Namoneng Citrus (Pty) Ltd
Dataset: 2021/03/24 08:37:18
Data Collection Period: Jan 2021 to Dec 2021

Farm - Activity Breakdown



Activity Breakdown	Ton CO2e	%
Orchard/Vineyard Activity - Agro-Chemicals	25.93	2.09
Farm Management - Direct Fuel	59.02	4.76
Orchard/Vineyard Activity - Direct Fuel	187.39	15.11
Orchard/Vineyard Activity - Electricity	723.19	58.32
Orchard/Vineyard Activity - Fert	154.30	12.44
Orchard/Vineyard Activity - Land Use Change	90.25	7.28
Total	1,240.08	100.00

Business Name: Namoneng Citrus (Pty) Ltd
Dataset: 2021/03/24 08:37:18
Data Collection Period: Jan 2021 to Dec 2021

Detailed Carbon Emissions Breakdown

Detailed Activities	Ton CO2e	%
Electricity - Grid - Orchard/Vineyard Activity - BO	457.06	36.86
Electricity - Grid - Orchard/Vineyard Activity - NBO	266.13	21.46
Direct Fuel - Diesel - Orchard/Vineyard Activity - BO	113.22	9.13
Direct Fuel - Diesel - Orchard/Vineyard Activity - NBO	65.93	5.32
Direct Fuel - Diesel - Farm Management	59.02	4.76
Direct Fuel - Petrol - Orchard/Vineyard Activity	8.24	0.66
Fert - - Synthetic Nitrogen - Orchard/Vineyard Activity - BO	29.07	2.34
Fert - - Synthetic Nitrogen - Orchard/Vineyard Activity - NBO	16.93	1.37
Fert - - Phosphorus - Orchard/Vineyard Activity - BO	1.72	0.14
Fert - - Phosphorus - Orchard/Vineyard Activity - NBO	1.00	0.08
Fert - - Potassium - Orchard/Vineyard Activity - BO	3.25	0.26
Fert - - Potassium - Orchard/Vineyard Activity - NBO	1.89	0.15
Fert - - Lime - Orchard/Vineyard Activity - BO	100.43	8.10
Agro-Chemicals - Agro-Chem - Fungicide - Orchard/Vineyard Activity - BO	7.57	0.61
Agro-Chemicals - Agro-Chem - Fungicide - Orchard/Vineyard Activity - NBO	4.41	0.36
Agro-Chemicals - Agro-Chem - Insecticide - Orchard/Vineyard Activity - BO	5.72	0.46
Agro-Chemicals - Agro-Chem - Insecticide - Orchard/Vineyard Activity - NBO	3.33	0.27
Agro-Chemicals - Agro-Chem - Herbicide - Orchard/Vineyard Activity - BO	3.10	0.25
Agro-Chemicals - Agro-Chem - Herbicide - Orchard/Vineyard Activity - NBO	1.80	0.15
Land Use Change - Grass land - Orchard/Vineyard Activity	90.25	7.28
Total	1,240.08	100.00

Business Name: Namoneng Citrus (Pty) Ltd
Dataset: 2021/03/24 08:37:18
Data Collection Period: Jan 2021 to Dec 2021

Farm Consumption Benchmarks

Commodity	Consumption Measure	Result	Benchmark
Citrus (hard)	kL Water per Ton Fruit	64.24	There are no approved CCC data points for this Commodity / region combination
Citrus (hard)	kL Water per Bearing Ha	2,935.97	N/A
Citrus (hard)	kL Water per Non-Bearing Ha	3,036.64	N/A
Citrus (hard)	kWh Orchard / Vineyard Electricity per Ton Fruit	52.64	There are no approved CCC data points for this Commodity / region combination
Citrus (hard)	kWh Orchard / Vineyard Electricity per Bearing Ha	2,405.90	There are no approved CCC data points for this Commodity / region combination
Citrus (hard)	Liters Orchard / Vineyard Diesel per Ton Fruit	3.66	There are no approved CCC data points for this Commodity / region combination
Citrus (hard)	Liters Orchard / Vineyard Diesel per Bearing Ha	167.25	There are no approved CCC data points for this Commodity / region combination
Citrus (hard)	Kg Pure N per Ton Fruit	0.26	There are no approved CCC data points for this Commodity / region combination
Citrus (hard)	Kg Pure N per Bearing Ha	11.82	There are no approved CCC data points for this Commodity / region combination

Commodity	Consumption Measure	Result	Benchmark
Citrus (soft)	kL Water per Ton Fruit	143.72	There are no approved CCC data points for this Commodity / region combination
Citrus (soft)	kL Water per Bearing Ha	2,951.16	N/A
Citrus (soft)	kL Water per Non-Bearing Ha	2,982.66	N/A
Citrus (soft)	kWh Orchard / Vineyard Electricity per Ton Fruit	117.77	There are no approved CCC data points for this Commodity / region combination
Citrus (soft)	kWh Orchard / Vineyard Electricity per Bearing Ha	2,418.34	There are no approved CCC data points for this Commodity / region combination
Citrus (soft)	Liters Orchard / Vineyard Diesel per Ton Fruit	8.19	There are no approved CCC data points for this Commodity / region combination
Citrus (soft)	Liters Orchard / Vineyard Diesel per Bearing Ha	168.12	There are no approved CCC data points for this Commodity / region combination
Citrus (soft)	Kg Pure N per Ton Fruit	0.58	There are no approved CCC data points for this Commodity / region combination
Citrus (soft)	Kg Pure N per Bearing Ha	11.88	There are no approved CCC data points for this Commodity / region combination

Business Name: Namoneng Citrus (Pty) Ltd

Dataset: 2021/03/24 08:37:18

Data Collection Period: Jan 2021 to Dec 2021